

# ECO EXPLORERS MORECAMBE

SUMMER  
SEASIDE  
ACTIVITIES  
2020

## HOW TO BE A WEST END ECO EXPLORER...



Imagine you are an explorer, discovering the secrets of the sea shore for the first time.

Take a close look – pick it up, poke things, take a photo, draw a picture. Be curious. Be excited.

### EXPLORERS' KIT:

- ☐ A hat if it's hot
- ☐ A bucket and spade
- ☐ One bag for things you want to save
- ☐ One bag for things to put in a bin
- ☐ A flannel for wiping fingers
- ☐ A note book or drawing pad and pencil
- ☐ An adult with a phone to take photos



Here are some ideas and some mystery objects to get you thinking. This is not school work; there are no rules, except keep safe! Do as much or as little as you like.

## MYSTERY OBJECTS

We'd love you to send us your art, ideas and photos so other West Enders can be inspired too. But you CAN be an explorer with just your eyes, ears and fingers!



Can you find the mystery objects near the West End and discover what they are? Send us your answers! While you are out exploring, take a photograph of other mystery objects and send them in to us. We'll put your photos on the website!

# BEACH HUNT

There are lots of interesting things to discover on the beach very near home. Why not take a look this summer and see if you can find what we've found?

Explorers' Notes:

Beach location:

Weather:

Tide:

Explorers' name(s)



What do you think these are?

Where do they belong?

What will happen to them in a year, if they are left on the beach?

Did you find them and where?



What do you think this is?

Where does it belong?

What will happen to it in a year, if it is left on the beach?

Did you find it and where?



What do you think these are?

Where do they belong?

What will happen to them in a year, if they are left on the beach?

Did you find them and where?



What do you think this is?

Where does it belong?

What will happen to it in a year, if it is left on the beach?

Did you find it and where?



What do you think these are?

Where do they belong?

What will happen to them in a year, if they are left on the beach?

Did you find them and where?


While you are out exploring, take a photograph of interesting finds and send them in to us.  
We'll put your photos on the website!



# MAKE THIS YOUR CREATIVE SUMMER


COLOUR YOUR BADGE  
IN WHEN COMPLETE!

Make  
a sculpture




Make a sculpture on the beach. Damp sand works best and mud is great. Buckets and spades help but you can easily use your hands and feet. Make your own patterns. Find things to decorate your sculpture - seaweed, feathers? Take a photo.

Start a  
collection



Start a collection - seashells?  
Interesting pebbles?  
Sea glass?

DESIGN A POSTER



Design a poster about plastic waste in the sea, explaining why it's a problem and what we should do about it. How many kinds of plastic can you find?

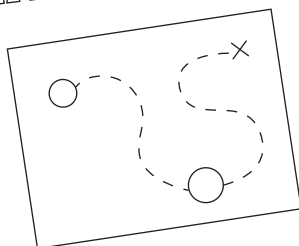
Write a story about a Morecambe crab and its adventures. Is it a brave, bold crab doing battle with a fierce tangle of fishing waste? Or, a crafty cunning crab, running away from a fisherman looking for bait?

Write a  
story




Send in  
photos of  
what you've  
made!

GO ON  
A SENSORY  
TREASURE HUNT



Go on a sensory treasure hunt. Morecambe's beaches are full of interesting and unusual things to see, feel and hear.

How many of these things can you find on the beach? Can you find something... squishy, bumpy, pointy, slimy, rough, heart-shaped, stripy, or spotty? Can you discover anything that makes a rattling sound, a squelchy; noise or the sound sssshhhhhh?



TO SUNDERLAND  
POINT

HEYSHAM

Further along are the beaches around Bay Cottage playground, Heysham Head and Half Moon Bay.

You can even get to Middleton Sands – with the most rubbish we’ve ever seen – by walking through Heysham Nature Reserve via the road to Ocean Edge. For a long explore there is Sunderland Point... Make this a day’s exploring with a picnic.

Past the Battery along Sandylands Parade is a good hunting ground for riches and rubbish. You can paddle in the remains of the old sea water pool – but watch out for the mud!

## SAFE EXPLORING

Our beaches around the West End are all different. At the Battery there’s a stony breakwater and marshy sands.

WHERE TO GO...

The beach outside the Midland is worth exploring, you can find plants like sea holly growing, shells and sea glass.



SEA HOLLY

There’s a long sandy beach from the Regents Road junction towards the Midland Hotel. This section has steep walls where the sea comes in.

BATTERY

MIDLAND  
HOTEL

## THE BAY CAN BE DANGEROUS

- ✗ Keep to the sand or mud near the shore and watch out for the tide
- ✗ Steer clear of sands which suck your feet in and the deep squidgy mud around rocks
- ✗ Explore where family and friends can see you or tell them where you are going
- ✗ Don’t jump or run across the rock armour along the Prom – the holes are deep
- ✗ Sea waste is smelly and sticky, sometimes oily!
- ✗ Touching things is fine but don’t lick your fingers
- ✗ Make sure you wash your hands when you get home!
- ✗ Watch out for broken glass with bare feet!
- ✗ Why not bring a bag to collect rubbish and put it in the bin?

Send us  
your answers and  
photos and  
we’ll put you in a  
prize draw!

EMAIL: [ecoexplorers@protonmail.com](mailto:ecoexplorers@protonmail.com)

POST OR DROP: The Restore (CO / Eco Explorers Morecambe), 71 Yorkshire St, LA3 1QF

Tell us your postcode, how many of you went exploring and your age(s), and we’ll put you into a prize draw.

Further north along the Prom are several sandy beaches, nice for paddling but what other beaches can you find?

YACHT CLUB

Can you make it to the Yacht Club, or the Boat Pool and up to Happy Mount Park?

BOAT POOL

Eco Explorers Morecambe  
supported by:

CREATIVE  
West End  
Est 2019

Creative  
Civic  
Change